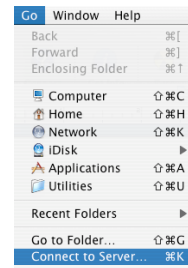


Getting To Your Files From Home (Mac)

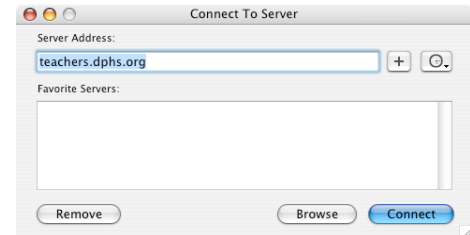
If you use a Mac at home it's easy to access your files here at school. Here's how:

For OS X users:

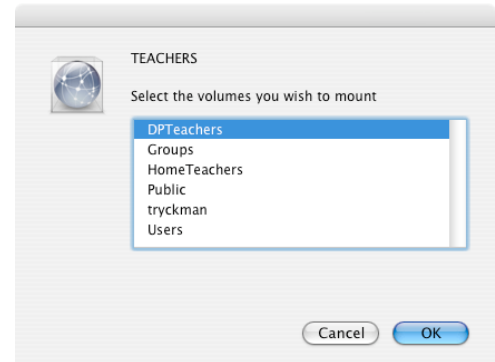
- Under the “Go” menu select “Connect to Server...”



- In the “Server Address:” box enter teachers.dphs.org and then click “Connect”



- A box will appear asking what volume you want to mount. Double click on your username or select “DPTeachers” for the shared folder



For OS 9 users:

- Under the Apple menu select “Chooser”
- Select Apple Share and then click “Connect to server by IP”
- In the “Server Address:” box enter teachers.dphs.org and then click “Connect”
- A box will appear asking what volume you want to mount. Double click on your username or select “DPTeachers” for the shared folder